



ಬೃಹತ್ ಬೆಂಗಳೂರು ಮಹಾನಗರ ಪಾಲಿಕೆ
Bruhat Bengaluru Mahanagara Palike



BBMP COVID-19 WAR ROOM 11.12.2022



OVERVIEW OF COVID-19 IN BENGALURU

CASE TRENDS ACTIVE CASES **1,378**

Confirmed Cases

17

18,76,386 #

Recovered Cases

1

18,58,018 #

Death Cases

0

16,990 #



HOSPITALIZATION **1**

ICU – V

-

ICU

-

HDU

-

General

1

INCLUDES GOVT. QUOTA AND PRIVATE WALK-IN HOSPITALIZATION



VACCINATION **220** 2,04,94,141

220

2,04,94,141 #

First Dose

32

96,79,640 #

Second Dose

63

94,84,113 #

Precaution Dose

125

13,30,388 #



TRIAGING

MTU

1

Tele Triage

15



ACTIVE CZs

0

MCZs (< 5 cases)

0

Clusters (> 5 cases)

0



TESTING **722** 3,19,93,518

722

3,19,93,518 #

Positivity : 2.30%

*FOR LAST 7 DAYS

RAT

93

RTPCR

629

: indicates cumulative numbers till date



ABSTRACT OF COVID-19 SCENARIO IN BENGALURU


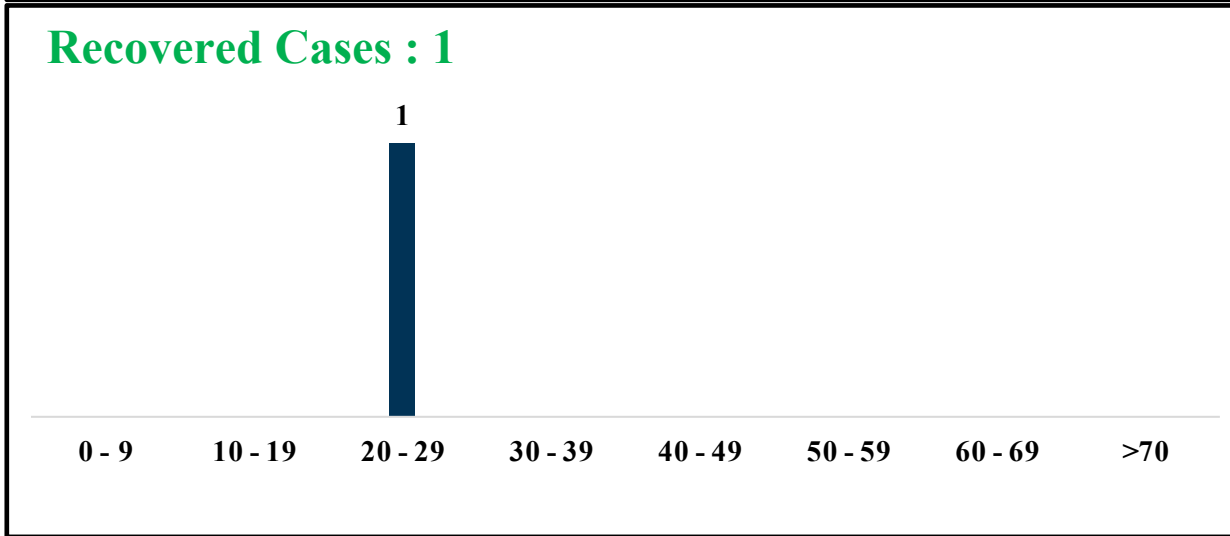
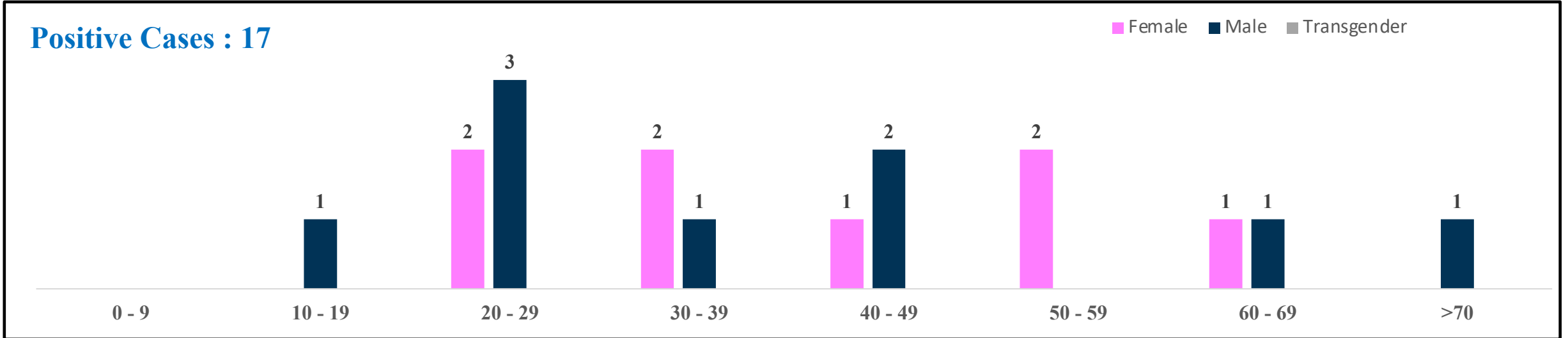


	MALE			FEMALE			TRANSGENDER			TOTAL		
	Last 24 Hours	Last 7 Days	Cumulative	Last 24 Hours	Last 7 Days	Cumulative	Last 24 Hours	Last 7 Days	Cumulative	Last 24 Hours	Last 7 Days	Cumulative
Positive Cases	9	81	11,05,734	8	49	7,69,760	0	0	196	17	130	18,76,386
Recovered Cases	1	173	10,93,939	0	129	7,63,985	0	0	187	1	302	18,58,018
Death Cases	0	0	10,760	0	0	6,226	0	0	4	0	0	16,990
Total Tests Done	In Last 24 hrs. : 722			In last 7 days : 5,662			Cumulative : 3,19,93,518					
Vaccine Doses Administered	In Last 24 hrs. : 220			In last 7 days : 1,450			Cumulative : 2,04,94,141					
ACTIVE CASES							1,378					

*Covid deaths occurred today : 00 | Covid deaths occurred beyond last 24hrs., reported today : 00



LAST 24 HOURS AGE GROUP AND GENDER WISE DISTRIBUTION

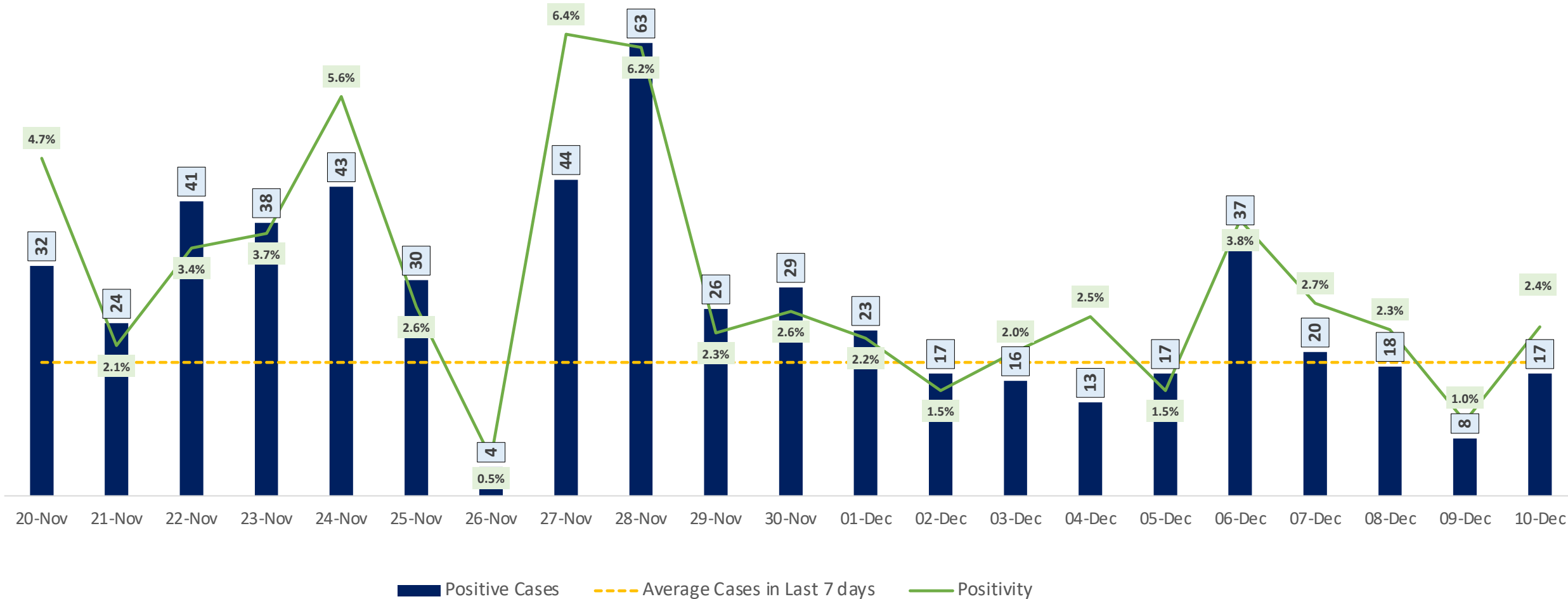




POSITIVITY RATE OF BENGALURU – LAST 21 DAYS



Average Cases in Last 7 days : 19

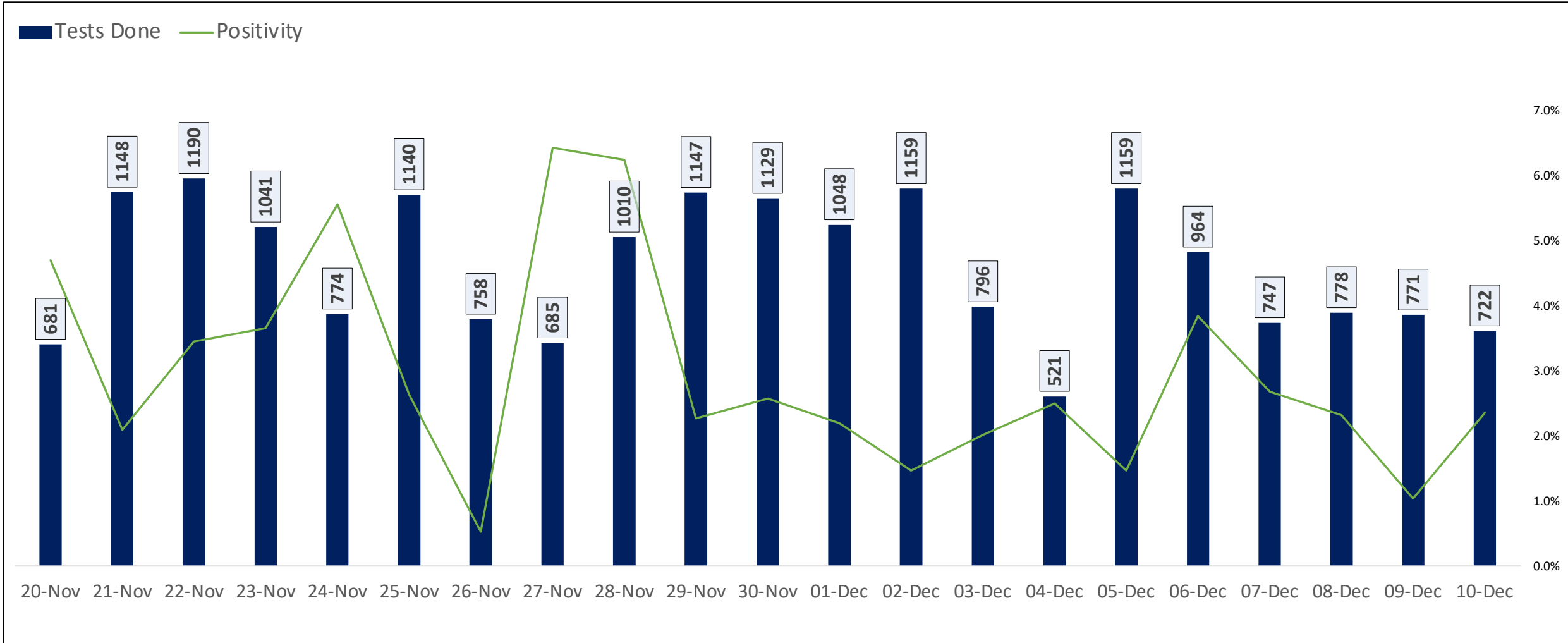




TESTING TRENDS IN BENGALURU

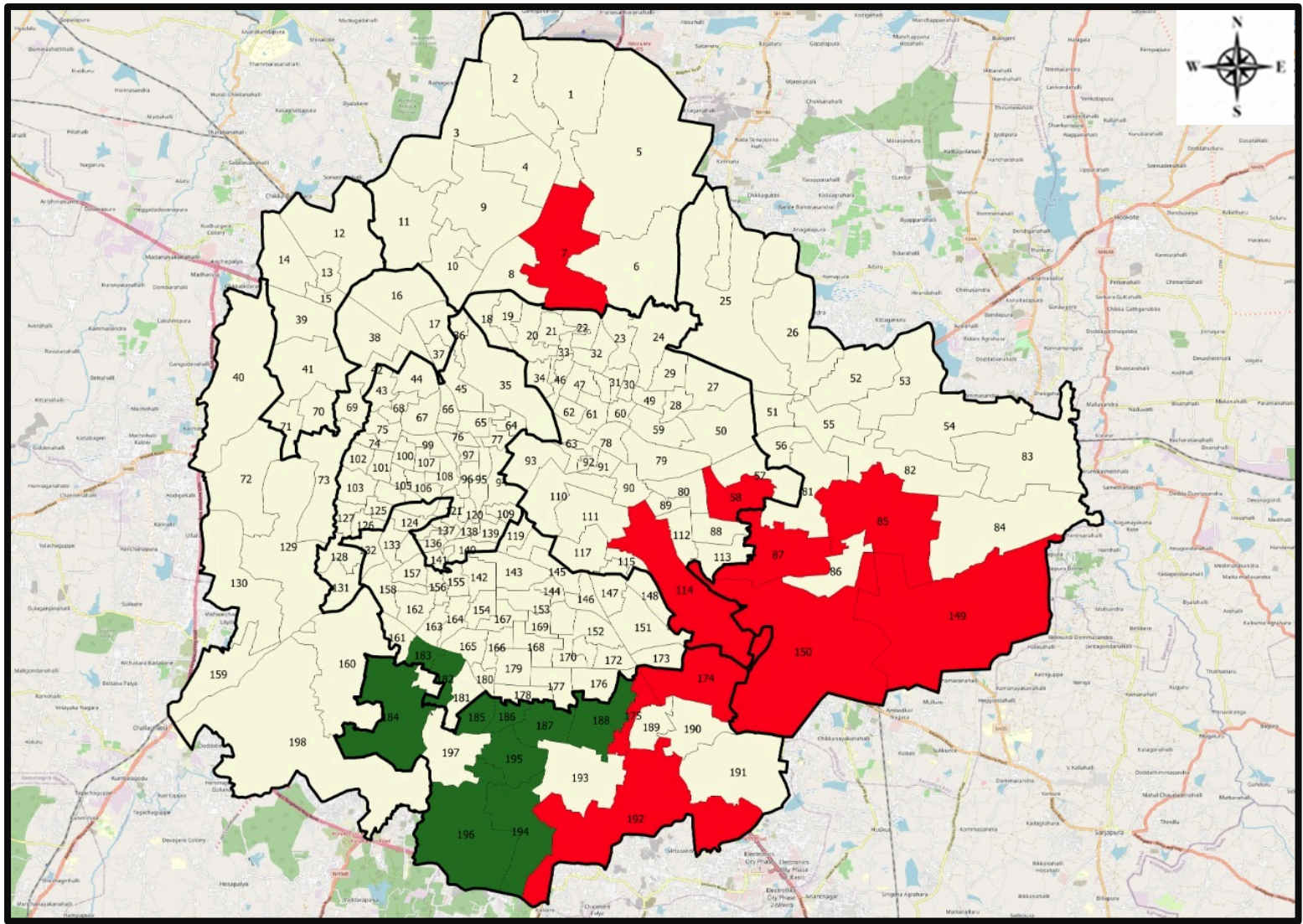


Total Test Conducted Till Date	Test Conducted Last 24 hours	Last 7 Days Average
3,19,93,518	722	809





BENGALURU URBAN MAP SHOWING TREND OF POSITIVE CASES IN LAST 7 DAYS



Top 10 wards reporting highest number of positive cases in last 10 days

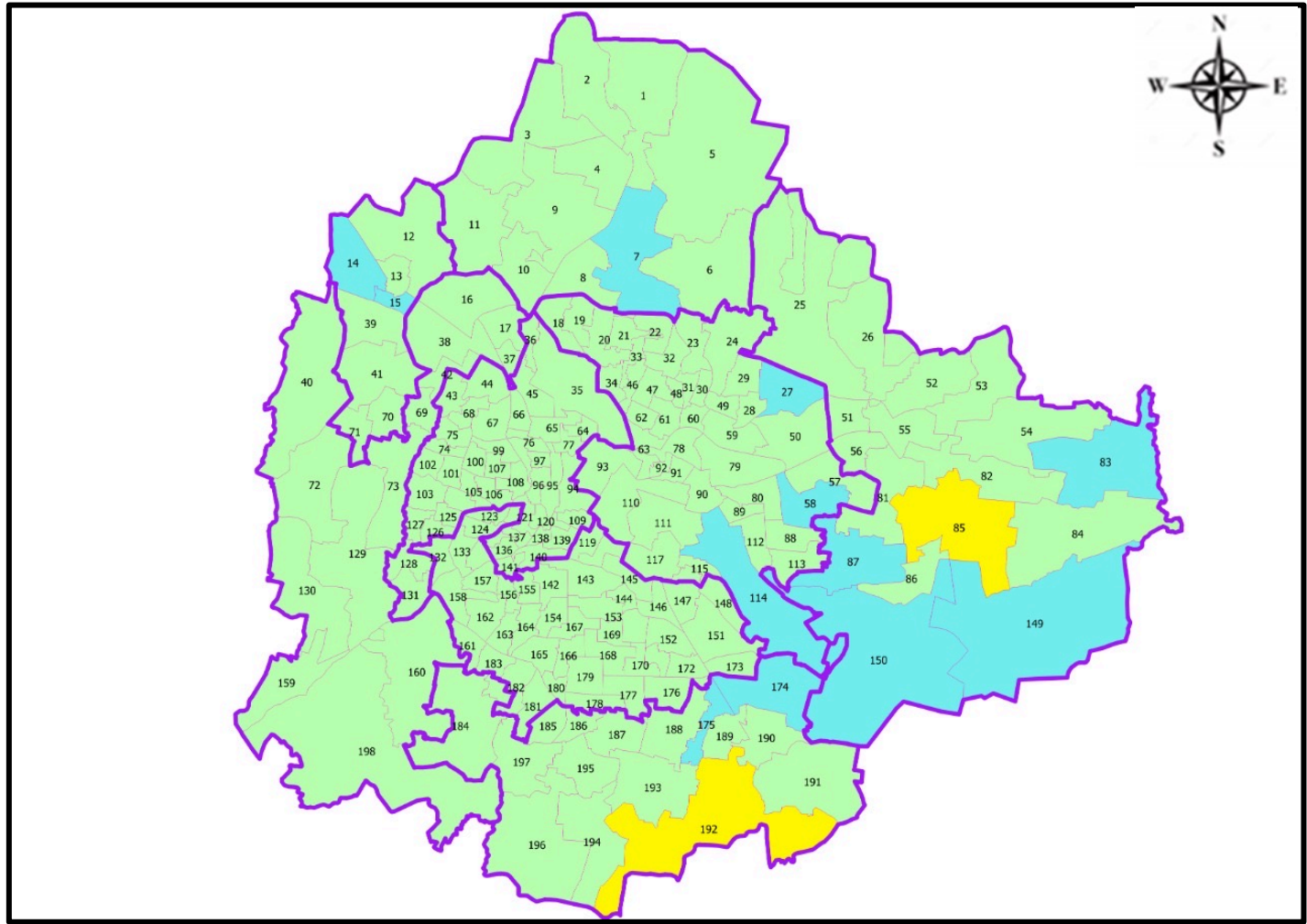
Ward No.	Ward Name	Daily Cases Average
85	Dodda Nekkundi	1
192	Begur	1
174	HSR Layout	1
7	Byatarayanapura	1
58	New Tippasandra	1
87	HAL Airport	1
114	Agara	1
149	Varthuru	1
150	Bellanduru	1
175	Bommanahalli	1
175	Bommanahalli	1







Top 10 wards reporting least number of positive cases in last 7 days

Ward No.	Ward Name	Daily Cases Average
196	Anjanapura	0
195	Konanakunte	0
194	Gottigere	0
188	Bilekhali	0
187	Puttenahalli	0
186	Jaraganahalli	0
185	Yelchenahalli	0
184	Uttarahalli	0
183	Chikkalsandra	0
182	Padmanabha Nagar	0



BENGALURU MAP SHOWING INTENSITY OF POSITIVE CASES IN LAST 7 DAYS



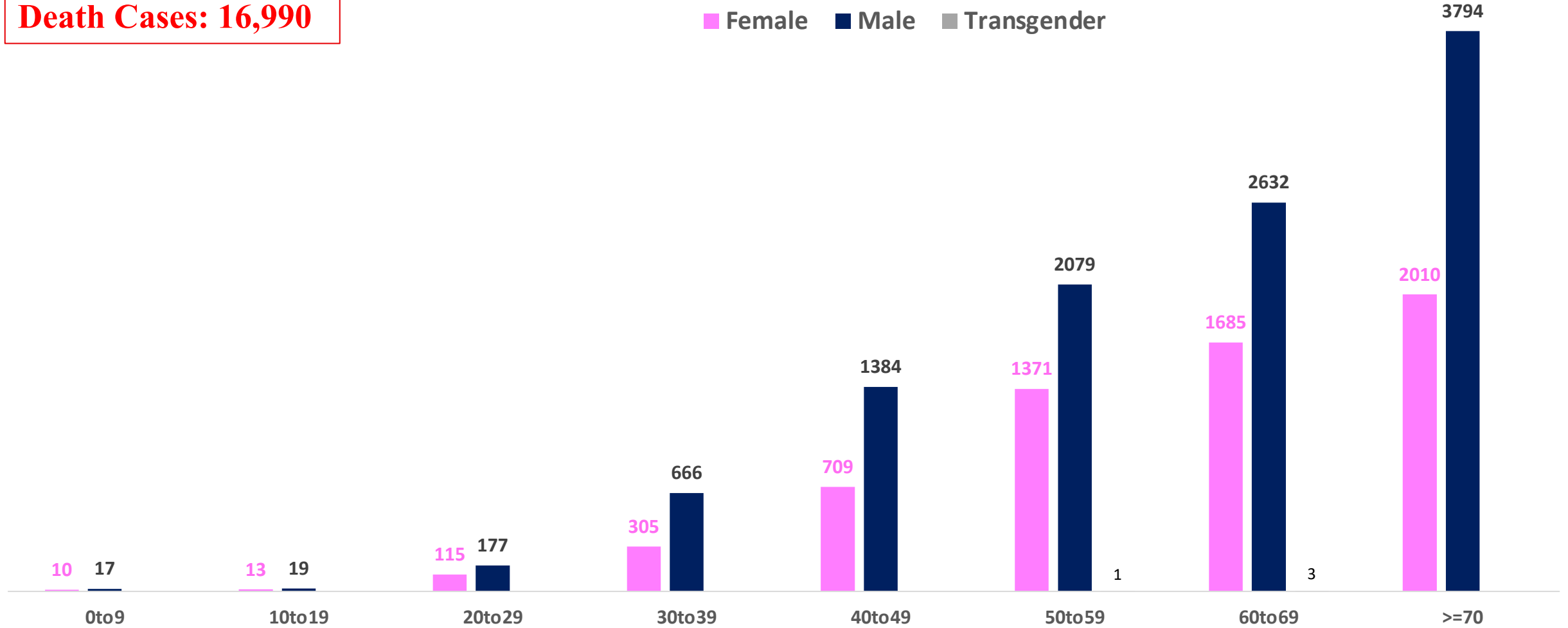
-  **Level 1 : 0 to 2 Cases**
-  **Level 2 : 2 to 5 Cases**
-  **Level 3 : 5 to 10 Cases**
-  **Level 4 : 10 to 25 Cases**
-  **Level 5 : More than 25 Cases**
-  **Zone Boundaries**



AGE AND GENDER WISE DISTRIBUTION OF DEATH CASES



Death Cases: 16,990





COVID-19 SCENARIO IN BENGALURU AND OTHER METROPOLITAN CITIES



CITY NAME	Positive Cases	Active Cases	Recovered	Deceased	Vaccine Doses Administered
New Delhi	20,07,024	18	19,80,487	26,519	3,73,17,328
Bengaluru*	18,76,386	1,378	18,58,018	16,990	2,37,78,980
Mumbai	11,54,055	61	11,34,250	19,744	2,21,34,555
Chennai	7,93,137	23	7,84,043	9,071	1,13,96,462

Source : <https://dashboard.cowin.gov.in/> at 5:00pm (11.12.2022)
Source : <https://www.covid19bharat.org/> at 5:00pm (11.12.2022)

*includes BBMP & Bengaluru Urban



SNAPSHOT OF COVID-19 CASES IN BENGALURU URBAN



**Total Wards With
<= 5 Cases* :
195**

**Tests Conducted
on 10.12.2022:
722**

**Recovery
Rate*:
99.02%**

**Total
Active Cases :
1,378**

**Total Vaccinated
on 10.12.2022:
220**

**Positivity
Rate* :
2.30%**

**Active
Rate*:
0.07%**

**Case
Fatality Rate* :
0.00%**





*Total positive cases In the past 7 days

*CFR and positivity is for Past 7 days



ಬೃಹತ್ ಬೆಂಗಳೂರು ಮಹಾನಗರ ಪಾಲಿಕೆ
Bruhat Bengaluru Mahanagara Palike



Download BBMP Bulletin	https://apps.bbmpgov.in/covid19/mediabulletin.php
To register for vaccination :	https://selfregistration.cowin.gov.in/
BBMP COVID19 Dashboard:	https://apps.bbmpgov.in/covid19/
Follow us on:	 www.facebook.com/bbmp.comm1/
	 twitter.com/BBMPCOMM
	  BBMPSplHealth

Issued by:

Honorable Chief Commissioner, BBMP
Special Commissioner Health & IT, BBMP
MD, Bengaluru Smart City Limited

THANK YOU !

